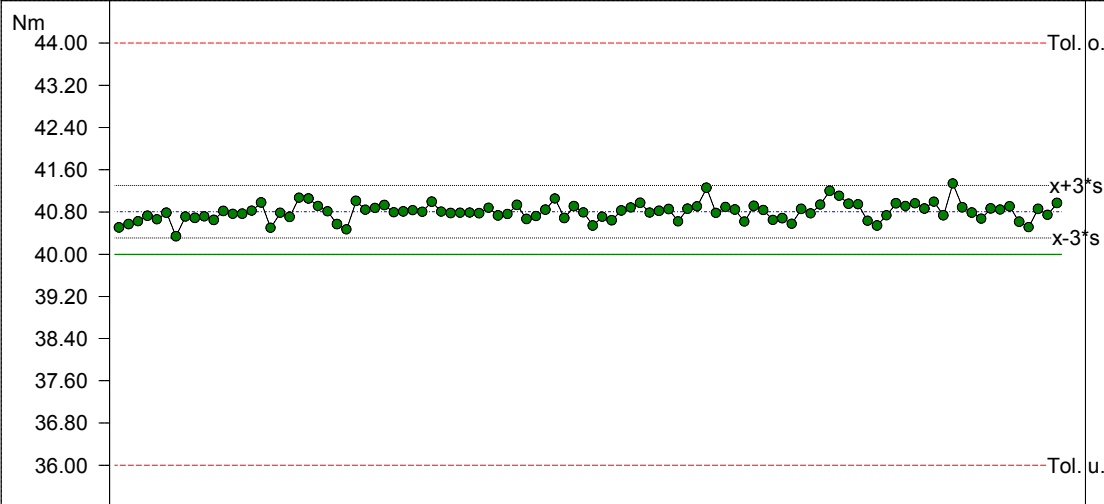
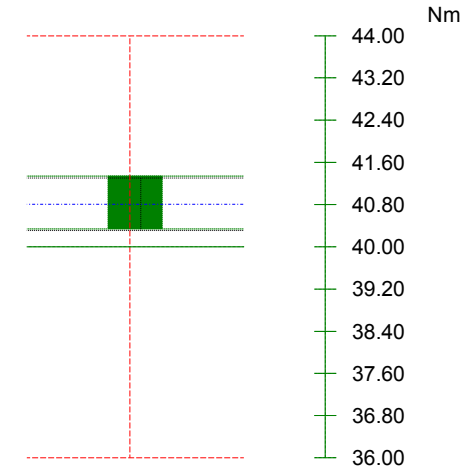


Einzelwertkarte (Prüfgerät)



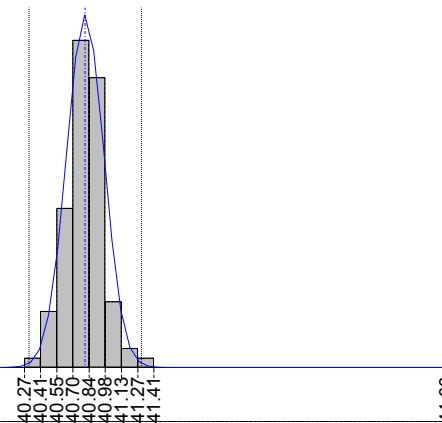
statistische Kenndaten (Prüfgerät)

Cm: 8.04 (≥ 1.67)
 Cmk: 6.43 (≥ 1.67)
 Tol. u.: 36.00
 Tol. o.: 44.00
 Sollwert: 40.00
 Maximum: 41.34
 Minimum: 40.34
 x-Quer: 40.80
 s: 0.17
 x + 3s: 41.30
 x - 3s: 40.31
 Anzahl Messwerte: 100
 Winkel: 360
 Verschraubungsklasse: 2 Toleranz +/- 10%
 rechtsdrehend
 mittlere Geschwindigkeit: 225

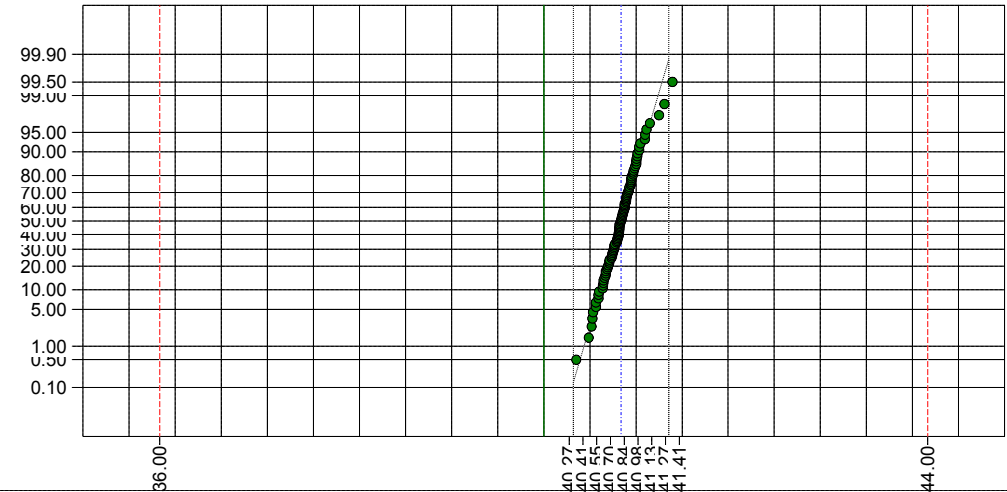


Häufigkeitsbild (Prüfgerät)

1 61 35 17 2 1



Wahrscheinlichkeitsnetz (Prüfgerät)



Einzelwerte:	01. 40.51 (378.63)	02. 40.57 (378.00)	03. 40.62 (378.88)	04. 40.73 (383.00)	05. 40.66 (382.75)	06. 40.79 (384.38)	07. 40.34 (377.25)	08. 40.71 (384.50)	09. 40.69 (383.38)	10. 40.72 (388.00)
	11. 40.65 (385.25)	12. 40.82 (386.25)	13. 40.76 (388.63)	14. 40.77 (390.38)	15. 40.82 (392.13)	16. 40.98 (394.75)	17. 40.50 (389.13)	18. 40.78 (389.88)	19. 40.70 (391.13)	20. 41.07 (398.13)
	21. 41.05 (397.38)	22. 40.91 (397.75)	23. 40.81 (395.50)	24. 40.57 (391.38)	25. 40.47 (392.13)	26. 41.01 (395.63)	27. 40.84 (392.75)	28. 40.87 (393.50)	29. 40.93 (392.13)	30. 40.79 (392.13)
	31. 40.81 (391.63)	32. 40.83 (394.13)	33. 40.80 (395.13)	34. 40.99 (399.63)	35. 40.81 (396.75)	36. 40.78 (395.63)	37. 40.79 (394.25)	38. 40.79 (397.13)	39. 40.78 (395.38)	40. 40.88 (398.50)
	41. 40.73 (398.38)	42. 40.76 (398.25)	43. 40.93 (402.25)	44. 40.67 (398.50)	45. 40.72 (400.00)	46. 40.84 (401.00)	47. 41.05 (406.50)	48. 40.68 (398.00)	49. 40.91 (403.00)	50. 40.79 (400.25)
	51. 40.54 (395.25)	52. 40.71 (397.13)	53. 40.64 (398.50)	54. 40.83 (400.50)	55. 40.89 (402.50)	56. 40.97 (406.63)	57. 40.79 (399.38)	58. 40.82 (403.50)	59. 40.86 (402.88)	60. 40.62 (399.50)
	61. 40.86 (402.00)	62. 40.90 (405.25)	63. 41.26 (410.50)	64. 40.78 (401.50)	65. 40.89 (406.50)	66. 40.84 (403.00)	67. 40.62 (401.63)	68. 40.92 (407.25)	69. 40.83 (405.25)	70. 40.65 (403.38)
	71. 40.68 (399.75)	72. 40.58 (402.38)	73. 40.86 (406.13)	74. 40.77 (405.13)	75. 40.94 (408.75)	76. 41.20 (412.00)	77. 41.10 (404.38)	78. 40.95 (399.13)	79. 40.95 (402.75)	80. 40.63 (396.75)
	81. 40.54 (395.00)	82. 40.74 (398.63)	83. 40.96 (403.50)	84. 40.91 (404.63)	85. 40.96 (406.38)	86. 40.86 (401.50)	87. 40.99 (405.88)	88. 40.74 (403.38)	89. 41.34 (409.63)	90. 40.89 (402.13)
	91. 40.79 (399.38)	92. 40.67 (397.63)	93. 40.87 (402.88)	94. 40.84 (401.50)	95. 40.90 (401.25)	96. 40.61 (397.38)	97. 40.51 (396.50)	98. 40.86 (402.63)	99. 40.74 (399.13)	100. 40.97 (403.13)

0 - LI 311 000 165 - 15.00-40.00 Nm - 3 602 D94 604 - Bosch - Schrauber (allg.)

MFU vom 09.01.2014 auf 3860 (3860SK.055 -) Zelle/Kanal 3 - Prüfgerät

 Einheit: Nm
 Normalverteilung

 Anzahl Messwerte: 100
 Messgrenzen

Mittelwert (x-quer): 40.80 Standardabweichung: 0.17

Sollwert

 Mittelwert (x-quer):
 Cm: 8.04

Cmk: 6.43

6s (x ± 3 s)

i.O.

Kurvengrafik

Drehm.

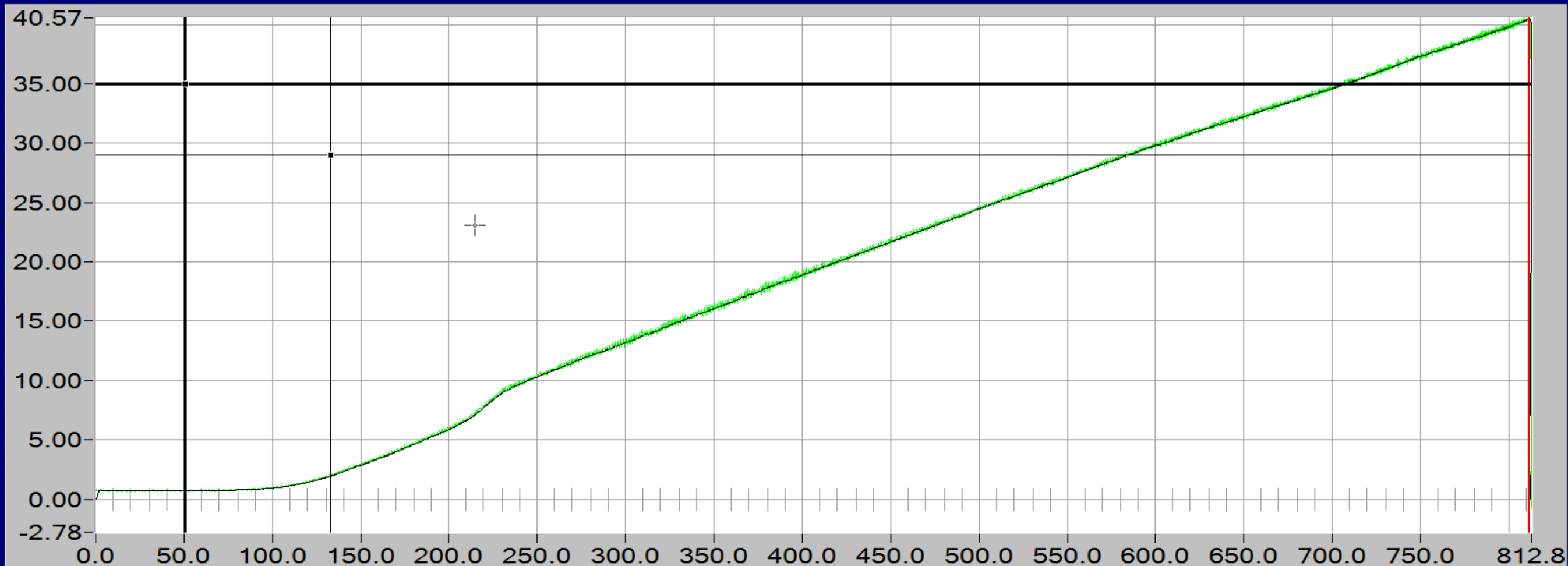
40.47

Winkel

392

Freq.

4000



Grenzfreq. 300 Hz

°: 214.700, Nm: 23.09

Drehm.-Zeit



Drehm.-Winkel

Zoom

Restore

Laden

Speichern

View Lim Iso
☐ On/Off

Filter

Drucken

Ende

Kurvengrafik

Drehm.

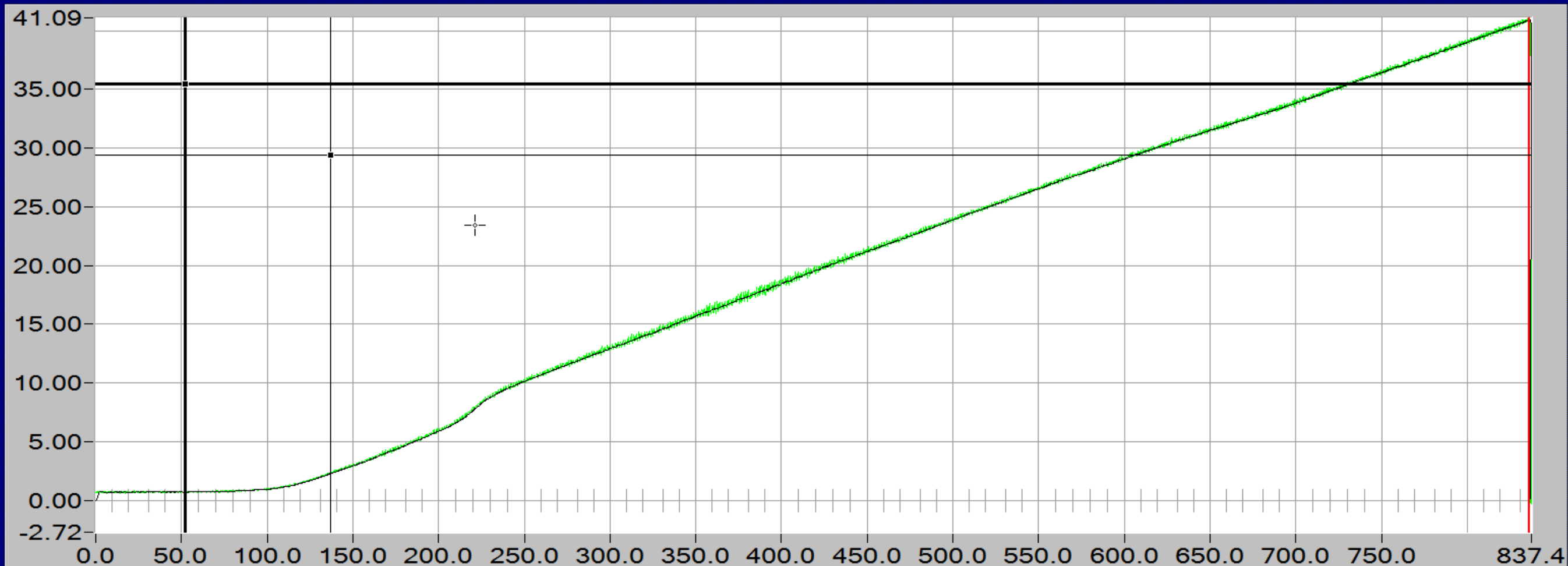
40.94

Winkel

409

Freq.

4000



Grenzfreq. 300 Hz

°: 221.205, Nm: 23.43

Drehm.-Zeit



Drehm.-Winkel

Zoom

Restore

Laden

Speichern

View Lim Iso
☐ On/Off

Filter

Drucken

Ende